

MechoShade® Manual Shade System – Table of Contents

Table of Contents

Introduction	2.02
Manual Drive System	2.03
MechoShade Exploded View	2.04
MechoShade Bracket Details	
SlimLine™ Bracket	2.05
Mecho®/5 Standard	2.05
Mecho®/5 Extended	2.06
Mecho®/5 Pocket Extended	2.06
Bracket Selector Guides	2.07 – 2.12
DoubleShade® Bracket Details	
#10 Bracket	2.13
#15 Bracket	2.14
Radius Center Support <12°	2.15
Components and Optional Accessories	2.16
Lift-Assist Mechanism™ (LAM)	2.17
“No Cost Pocket”	2.18
Typical Bay with Building Standard Partitions	2.19
Hardware Features and Benefits	2.20 – 2.21
Suburban™/2	2.22 – 2.23
Batten and Seam Specifications	2.24
ShadeWords	2.25
Mecho®/5 Warranty	2.26 – 2.27
Mecho®/5 Warranty Terms and Conditions	2.28



The MechoShade® Manual Shade System



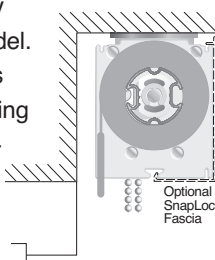
MechoShade®, first developed in 1970, is the original manual chain-driven heavy-duty hardware system. MechoShade's Mecho®/5 system is the only hardware and shadecloth system with a **Lifetime*** Limited Warranty, with 100% replacement and no depreciation over the life of the warranty.



MechoShade brackets are available in SlimLine, Standard, Pocket Extended and Extended sizes. *(Size is determined by the roll up diameter of the shade.)*

Mecho®/5:

MechoShade's new patented over-running clutch drive system provides 67% more lift capacity than the previous model. The Mecho/5 requires no adjustments resulting in faster, easier installation. Available in Standard, Pocket Extended and Extended bracket sizes.

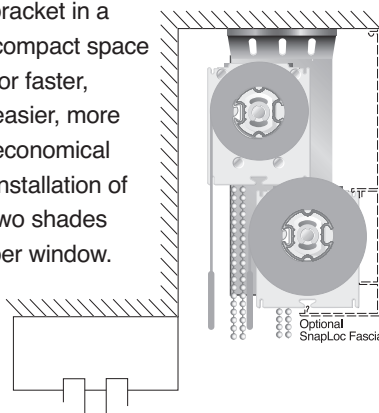


Mecho® SlimLine™:

SlimLine is MechoShade's compact heavy-duty bracket system designed for small shades in narrow spaces and uses the Mecho/3 operating system.

DoubleShade® brackets:

DoubleShade brackets allow for both sunscreen and blackout shades on a single bracket in a compact space for faster, easier, more economical installation of two shades per window.



MechoShades feature:

☐ **Energy-conserving ShadeCloths.**

MechoShades offer the most extensive line of sun screens and blackout shade cloths in the industry. ThermoVeil®, EuroVeil® and EuroTwill™ ShadeCloths provide visually transparent shading, with excellent glare control, energy savings and reduction in solar gain. Densities range from 0 to 15% openness factor, translucent to highly transparent. **Plus, we offer 96" (244cm) and 126" (320cm) SuperWide™ widths on select items.** (See Section 5 – ShadeCloths for details.)

☐ **Optional Lift-Assist Mechanism™**

(LAM) provides the ability to lift heavy, oversized or multibanded manual shades. An important consideration for the frail or infirmed.

☐ **Multiband operation** with one drive chain.

☐ **SnapLoc® Fascia** (optional) —

Conceals the entire shade assembly and may be used as a continuous one-piece architectural element to cover one or more shadebands without exposed hardware or butt joints or notching to accommodate the chain.

☐ **SnapLoc® Spline** for easy installation, removal and cleaning of the shadebands without tape or glue and without having to remove the tube or brackets.

☐ **Built-in offset chain** for recessing the chain away from the room or placing it in front of a blackout channel.

☐ **Full line of optional accessories.**

Ceiling pockets, side and sill channels, and other optional accessories. (See Section 6 – Pockets and Section 7 – Room Darkening for details.)

* Mecho/5 Lifetime Limited Warranty, for the life of the interior project, not to exceed 25 years. Please contact MechoShade for complete details.

MechoShade Systems, Inc.
42-03 35th Street, Long Island City, NY 11101
Telephone: 718-729-2020
Fax: 718-729-2941 / 800-899-8081

E-mail: info@mechoshade.com
Internet Web Site: www.mechoshade.com

2.02
MS2200 - 01/01/08



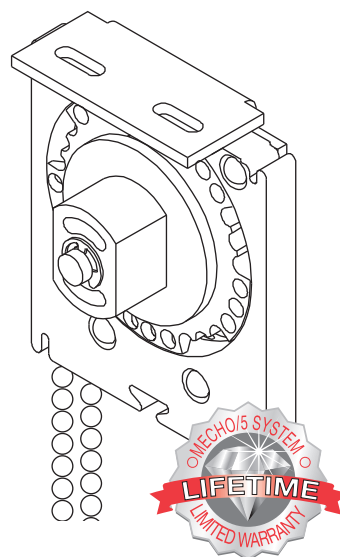
The MechoShade® Manual Drive System

Mecho®/5

Mecho®/5, MechoShade's latest patented design featuring an overrunning clutch, self lubricating components and larger diameter sprocket, providing 67% more lift capacity. As a result, Mecho/5 increases the shade size range that a manual drive system can lift before motorization is required. Plus, the Mecho/5 carries a **Lifetime*** Limited Warranty on the hardware and shadecloth.

Mecho/5 requires no adjustments, resulting in faster, easier installation. Mecho/5 has been field tested and performance proven on hundreds of thousands of shades installed worldwide. Available in Standard, Pocket Extended, Extended and DoubleShade® bracket sizes.

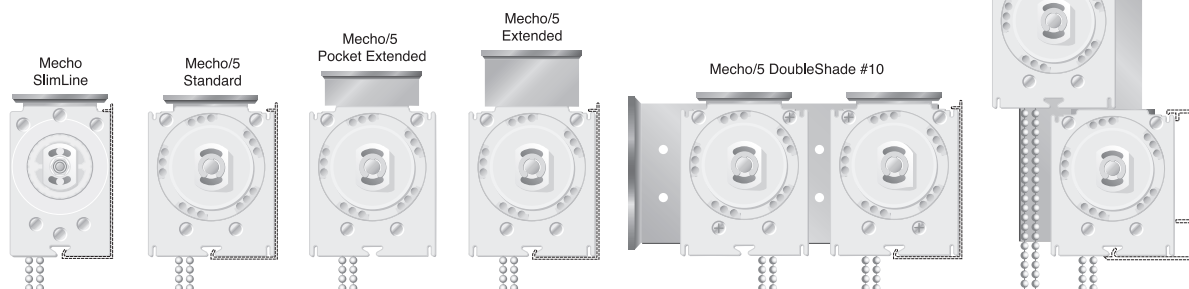
The Mecho/5 can accommodate shades up to 126" (320cm) wide by 180" (457cm) high.



Mecho® SlimLine™:

SlimLine™ is MechoShade's compact heavy-duty bracket system designed for small shades in narrow spaces, uses the Mecho®/3 operating system and carries a 10-Year Limited Warranty† on the hardware and shadecloth.

MechoShade® brackets are available in a variety of sizes:



Bracket Type	Max. Roll Diameter With Fascia	Max. Roll Diameter Without Fascia	Bracket Dimensions Without Optional Fascia, Roll Up Diameter or Wall Mount Bracket
Mecho® SlimLine™	2-1/4" (57mm)	2-3/4" (70mm)	2-3/8" (60mm) W x 3-3/4" (95mm) H
Mecho®/5 Standard	2-3/4" (70mm)	2-3/4" (70mm)	3" (76mm) W x 3-3/4" (95mm) H
Mecho®/5 Pocket Extended	N/A	4" (102mm)	3" (76mm) W x 4-3/8" (111mm) H
Mecho®/5 Extended	3-7/16" (87mm)	5" (127mm)	3" (76mm) W x 4-13/16" (122mm) H
Mecho®/5 DoubleShades®			
#10 Rear shade Blackout	2-3/4" (70mm)	2-3/4" (70mm)	7-1/2" (191mm) W x 3-3/4" (95mm) H
#10 Front shade Sunscreen	2-3/4" (70mm)	2-3/4" (70mm)	
#15 Top shade Blackout	2-3/4" (70mm)	3-3/8" (86mm)	4-5/16" (110mm) W x 7-9/32" (185mm) H
#15 Bottom shade SunScreen	2-3/4" (70mm)	4-5/16" (110mm)	

*Mecho/5 Lifetime Limited Warranty: for the life of the interior project, not to exceed 25 years. See pages 2.26 – 2.28 for specific details.

† See pages 2.26 – 2.28 for details.

MechoShade Systems, Inc.
42-03 35th Street, Long Island City, NY 11101
Telephone: 718-729-2020
Fax: 718-729-2941 / 800-899-8081

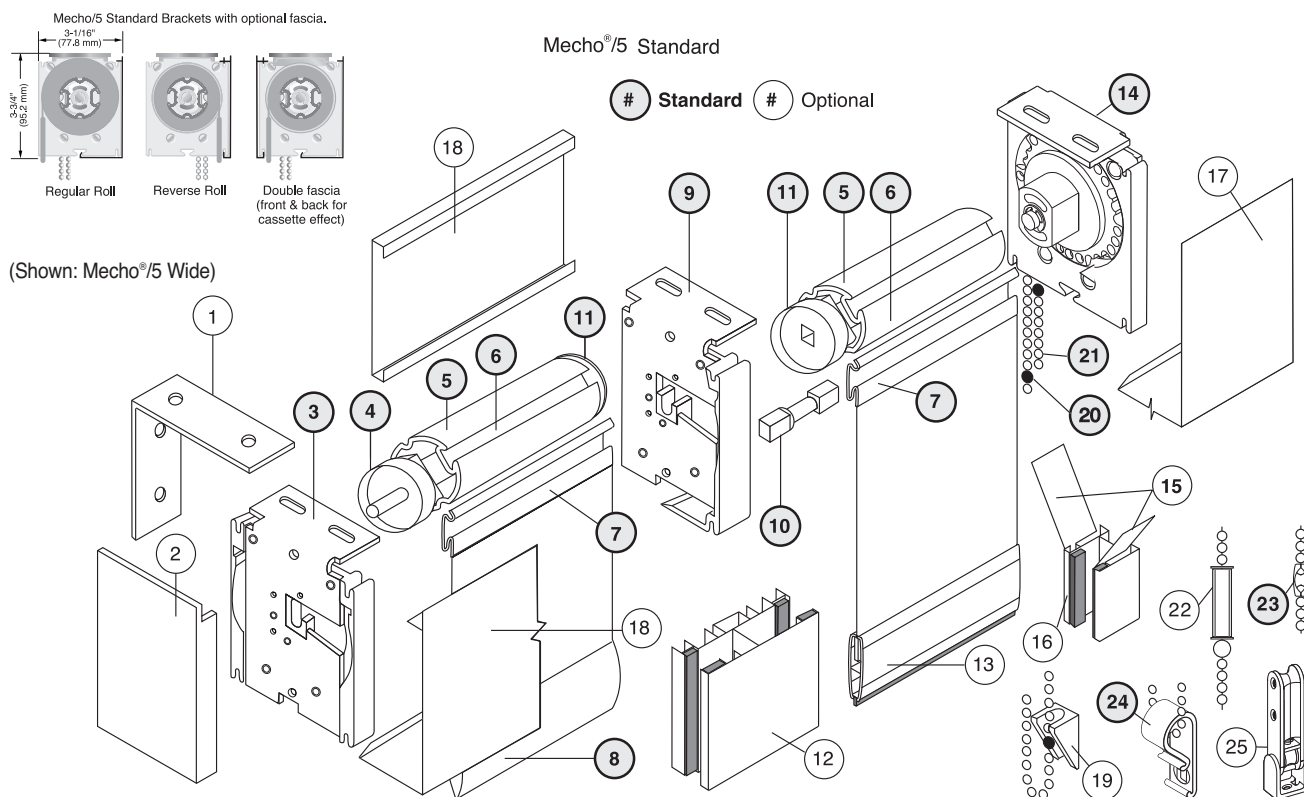
E-mail: info@mechoshade.com
Internet Web Site: www.mechoshade.com

604/2
REVISION
2.03
MS2200 - 01/01/08

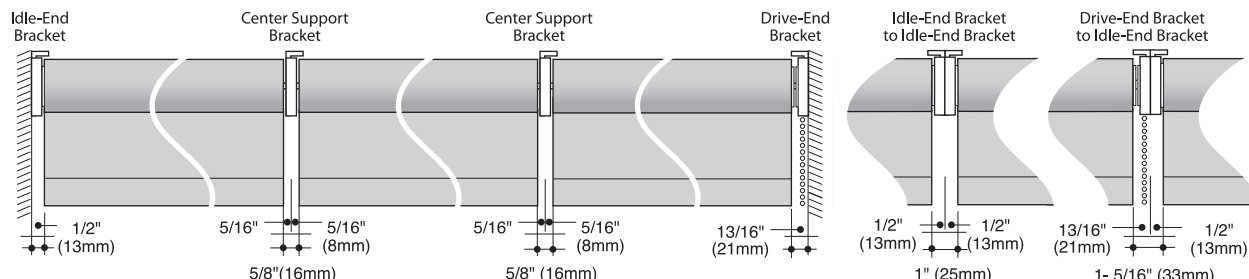


MechoShade® Parts, Components and Optional Accessories

Multiband MechoShade® exploded view and edge clearances



Edge clearances



MechoShades are available in a choice of two drive systems in multiple bracket sizes.

- | | | | |
|------------------------------------|---|---|--|
| 1. Wall-Mount Angle | 10. Tube Connector ("dog bone") | 16. Room Darkening Side Channel (single) (with Polybond Insert) | 22. Heavy-Duty Bumper |
| 2. Fascia End Caps | 11. Tube Plug (Center Support) | 17. SnapLoc Regular-Roll Fascia | 23. Bead Chain Connector |
| 3. Idle-End Bracket | 12. Room Darkening Center Channel (double) (with Polybond Light Seal) | 18. SnapLoc Reverse-Roll Fascia | 24. Chain Retainer* |
| 4. Tube Plug (idle-end) | 13. Exposed Hembar with Light Seal (Shown with Optional Welt) | 19. Bead Chain Keeper | 25. Optional Spring Loaded Chain Retainer* |
| 5. SnapLoc® Tube | 14. Mecho®/5 Drive-End Bracket | 20. Upper and Lower Bead Chain Stops | |
| 6. SnapLoc Spline Mounting Channel | 15. Room Darkening Shadecloth Guides (pair) | 21. Drive Chain (stainless-steel bead chain) | |
| 7. Snaploc Spline | | | |
| 8. Hembar (standard cloth covered) | | | |
| 9. Center Support Bracket | | | |
- Aluminum Accessory Finishes: Clear Anodized, White, Grey, Black, Quaker Bronze (Duranodic color) and Colonial White (fascia only)

* Chain Retainers included for all residential and public facilities.

Optional Regular-Roll Fascia available for: Mecho/5 Standard and Extended brackets and Mecho SlimLine™ brackets.
Optional Reverse-Roll Fascia available for: Mecho/5 Standard brackets. • No Fascia Available: Mecho/5 Pocket brackets.

For Edge Clearances of specific brackets see the last section of this binder.

MechoShade Systems, Inc.
42-03 35th Street, Long Island City, NY 11101
Telephone: 718-729-2020
Fax: 718-729-2941 / 800-899-8081

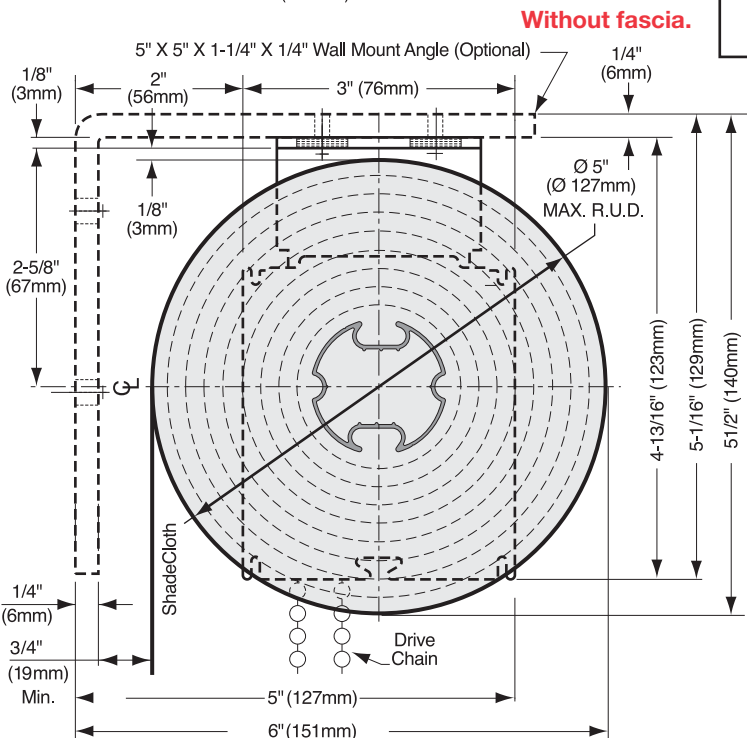
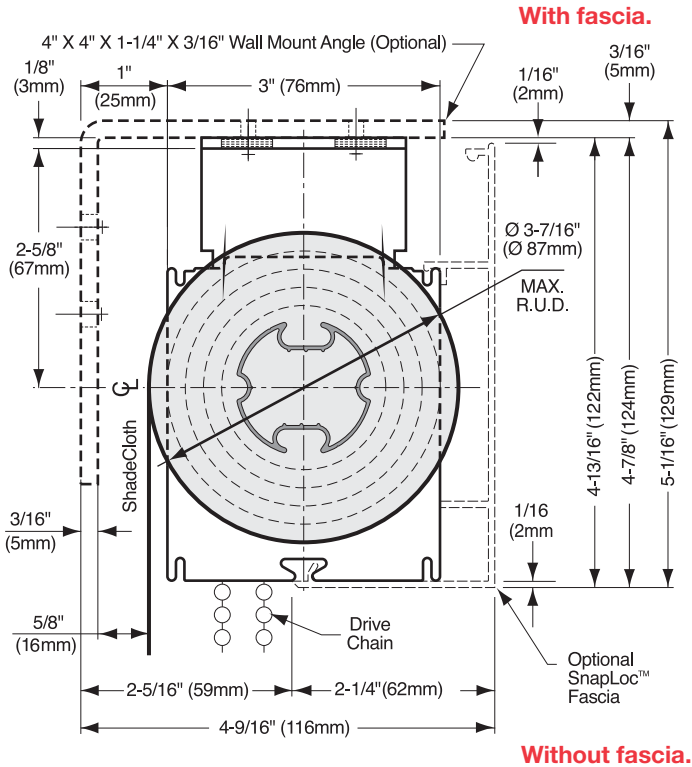
E-mail: info@mechoshade.com
Internet Web Site: www.mechoshade.com

604/2
REVISION
2.04
MS2200 - 01/01/08



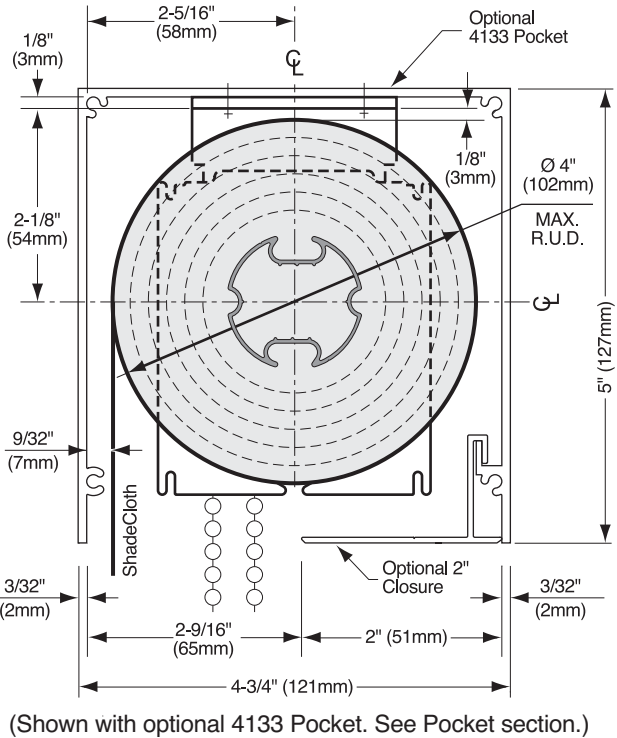
Mecho®/5 Extended Bracket

Maximum roll up diameter:
3-7/16" (87mm) with optional fascia,
5" (127mm) without fascia.



Mecho®/5 Pocket Bracket

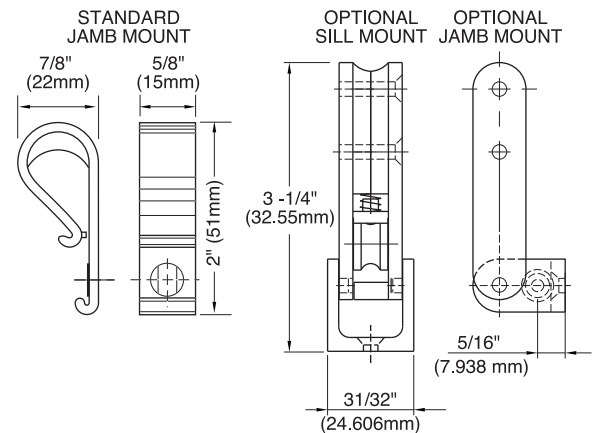
Maximum roll up diameter:
4" (102mm). Fascia not available.



**For Edge Clearances of specific brackets
see the last section of this binder.**

Chain Retainer

Required for all residential and public facilities.



Optional Blackout Channels available.

See the MechoShade® Bracket Selection Guide on pages 2.07 - 2.11.

MechoShade Systems, Inc.
42-03 35th Street, Long Island City, NY 11101
Telephone: 718-729-2020
Fax: 718-729-2941 / 800-899-8081

E-mail: info@mechoshade.com
Internet Web Site: <http://www.mechoshade.com>

2.06
MS2200 - 01/01/08

